



# Monthly SAP Transaction Audit Dashboard



July, 2010



## Top 5 Users

| User       | Dist. Mandant | Dist. Terminal | Dist. Transac. | Hits |
|------------|---------------|----------------|----------------|------|
| SAPUSER    | 1             | 1              | 31             | 50   |
| PIERRE     | 1             | 1              | 9              | 41   |
| RESTRICTED | 1             | 1              | 5              | 9    |
| DEMO       | 1             | 1              | 2              | 2    |
| LEIF       | 1             | 1              | 1              | 1    |

## Top 5 Transaction

| Transaction   | Dist. Mandant | Dist. Terminal | Dist. User | Hits |
|---------------|---------------|----------------|------------|------|
| SM20          | 1             | 2              | 2          | 15   |
| SM19          | 1             | 1              | 1          | 9    |
| SU01          | 1             | 2              | 2          | 9    |
| SE37          | 1             | 2              | 3          | 6    |
| WB_NEW_WINDOW | 1             | 1              | 1          | 6    |

## Top 5 Failed Users

| User Failed | Dist. Mandant | Dist. Terminal | Dist. Transac. | Hits |
|-------------|---------------|----------------|----------------|------|
| RESTRICTED  | 1             | 1              | 4              | 4    |
| DEMO        | 1             | 1              | 1              | 1    |

## Top 5 Failed Transactions

| Transaction Failed | Dist. Mandant | Dist. Terminal | Dist. User | Hits |
|--------------------|---------------|----------------|------------|------|
| SE37               | 1             | 1              | 1          | 1    |
| SM49               | 1             | 1              | 1          | 1    |
| SM59               | 1             | 1              | 1          | 1    |
| SM69               | 1             | 1              | 1          | 1    |
| VA02               | 1             | 1              | 1          | 1    |

## SAP Transaction Audit Daily



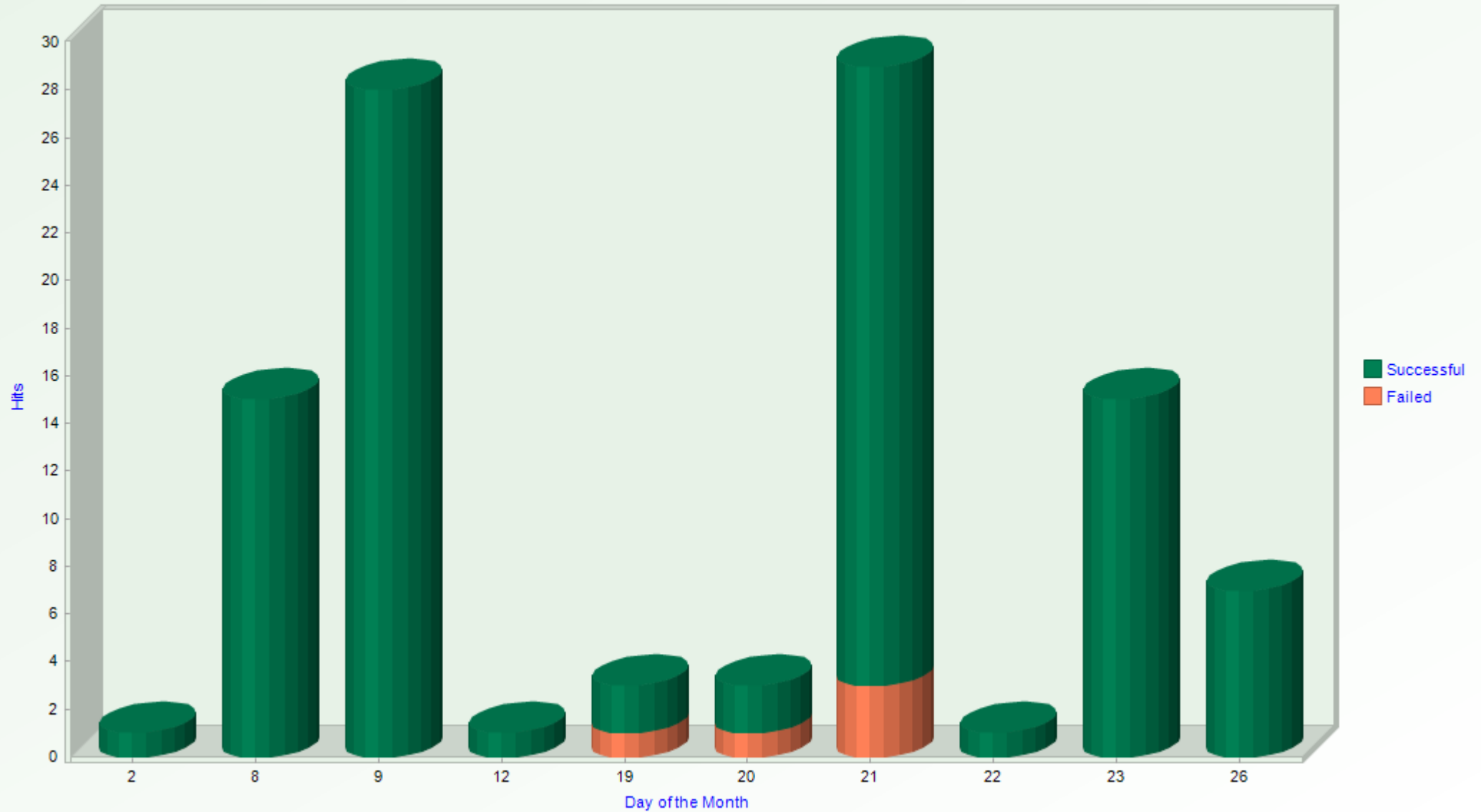
## Summary on this period

|                       | Successful | Failed | Number of |
|-----------------------|------------|--------|-----------|
| Distinct Users        | 5          | 2      | 5         |
| Distinct Transaction  | 38         | 5      | 40        |
| All Transactions      | 98         | 5      | 103       |
| Most Used Transaction |            |        | Hits      |
| SM20                  |            |        | 15        |
| Less Used Transaction |            |        | Hits      |
| CS03                  |            |        | 1         |



# Transaction - Hits by Day of the Month - Graph

July, 2010








# Transaction - Hits by Day of the Month - Graph

July, 2010

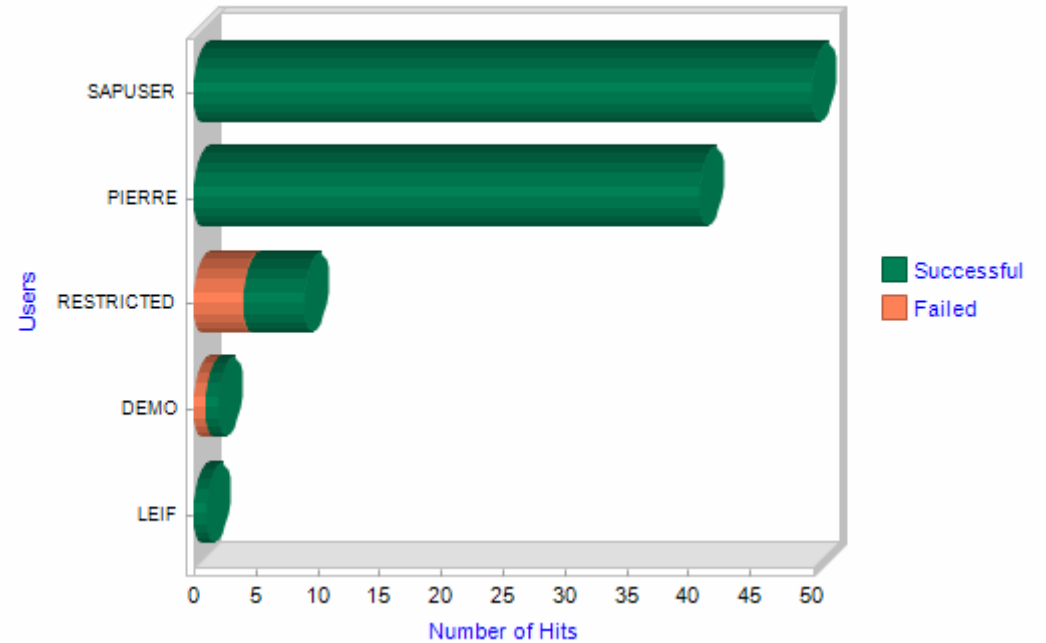
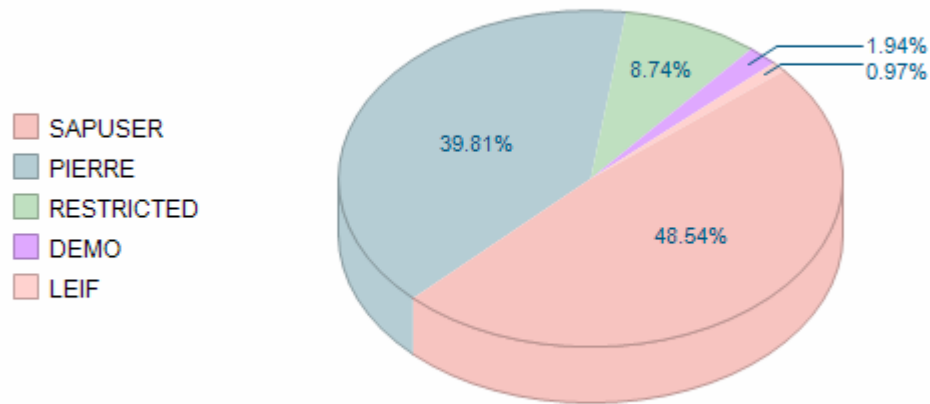




| Day  | Successful  | Success %      | Failed  | Failure %      | Total Hits | Hits %         |
|---|--|----------------|--|----------------|------------|----------------|
| Friday, July 2  | 1  | 1.02%          | 1  | 0.97%          | 1          | 0.97%          |
| Thursday, July 8  | 15   | 15.31%         |  |                | 15         | 14.56%         |
| Friday, July 9  | 28   | 28.57%         |  |                | 28         | 27.18%         |
| Monday, July 12   | 1  | 1.02%          |  |                | 1          | 0.97%          |
| Monday, July 19   | 2  | 2.04%          | 1  | 20.00%         | 3          | 2.91%          |
| Tuesday, July 20  | 2  | 2.04%          | 1  | 20.00%         | 3          | 2.91%          |
| Wednesday, July 21  | 26   | 26.53%         | 3  | 60.00%         | 29         | 28.16%         |
| Thursday, July 22   | 1  | 1.02%          |  |                | 1          | 0.97%          |
| Friday, July 23   | 15   | 15.31%         |  |                | 15         | 14.56%         |
| Monday, July 26   | 7  | 7.14%          |  |                | 7          | 6.80%          |
| <b>Total for July, 2010</b>   | <b>98</b>  | <b>100.00%</b> | <b>5</b>   | <b>100.00%</b> | <b>103</b> | <b>100.00%</b> |



# Top 40 Transaction Users by Hits

July, 2010



| User  | Distinct Mandant          | Distinct Terminal | Distinct Transaction | Successful | Failed   | Total Hits   | Hits %         |
|---|---------------------------|-------------------|----------------------|------------|----------|--|----------------|
|  |                           |                   |                      |            |          |  |                |
| SAPUSER   | 1                         | 1                 | 31                   | 50         | 0        | 50   | 48.54%         |
| PIERRE  | 1                         | 1                 | 9                    | 41         | 0        | 41   | 39.81%         |
| RESTRICTED  | 1                         | 1                 | 5                    | 5          | 4        | 9  | 8.74%          |
| DEMO  | 1                         | 1                 | 2                    | 1          | 1        | 2  | 1.94%          |
| LEIF  | 1                         | 1                 | 1                    | 1          | 0        | 1  | 0.97%          |
| <b>Total for above list:</b>  | <b>5 record(s) found.</b> |                   |                      | <b>98</b>  | <b>5</b> | <b>103</b>   | <b>100.00%</b> |

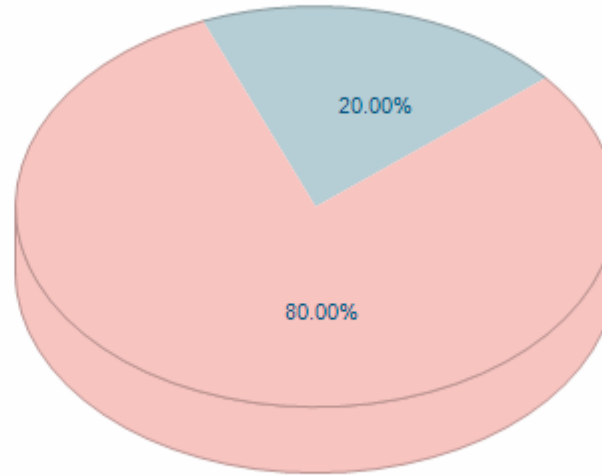


# Top 40 Transaction Failed Users by Hits

July, 2010



■ RESTRICTED  
■ DEMO



| Failed User                  | Distinct Mandant          | Distinct Terminal | Distinct Transaction | Failed Hits | Hits %         |
|------------------------------|---------------------------|-------------------|----------------------|-------------|----------------|
| RESTRICTED                   | 1                         | 1                 | 4                    | 4           | 80.00%         |
| DEMO                         | 1                         | 1                 | 1                    | 1           | 20.00%         |
| <b>Total for above list:</b> | <b>2 record(s) found.</b> |                   |                      | <b>5</b>    | <b>100.00%</b> |

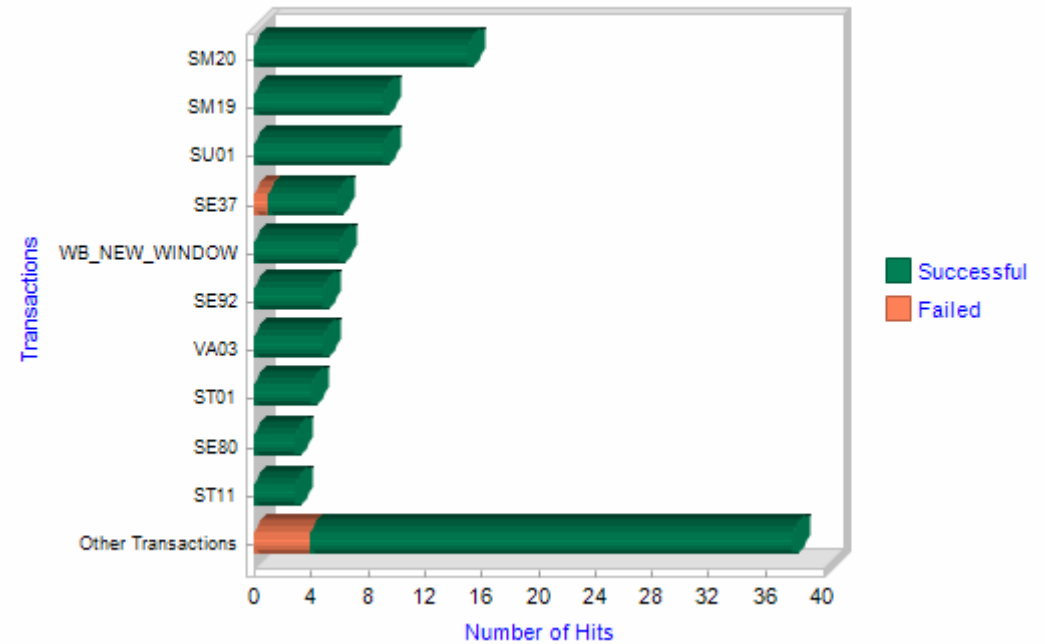
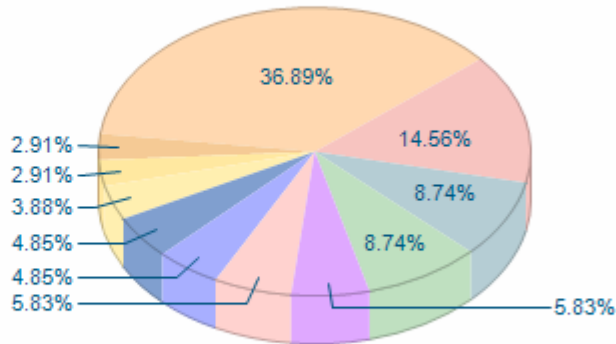


# Top 40 Transactions by Hits

July, 2010



- SM20
- SM19
- SU01
- SE37
- WB\_NEW\_WINDOW
- SE92
- VA03
- ST01
- SE80
- ST11
- Other Transactions




| Transaction   | Distinct Mandant | Distinct Terminal | Distinct User | Successful | Failed | Total Hits | Hits % |
|---------------|------------------|-------------------|---------------|------------|--------|------------|--------|
| SM20          | 1                | 2                 | 2             | 15         | 0      | 15         | 14.56% |
| SM19          | 1                | 1                 | 1             | 9          | 0      | 9          | 8.74%  |
| SU01          | 1                | 2                 | 2             | 9          | 0      | 9          | 8.74%  |
| SE37          | 1                | 2                 | 3             | 5          | 1      | 6          | 5.83%  |
| WB_NEW_WINDOW | 1                | 1                 | 1             | 6          | 0      | 6          | 5.83%  |
| SE92          | 1                | 1                 | 1             | 5          | 0      | 5          | 4.85%  |
| VA03          | 1                | 1                 | 2             | 5          | 0      | 5          | 4.85%  |
| ST01          | 1                | 1                 | 1             | 4          | 0      | 4          | 3.88%  |
| SE80          | 1                | 1                 | 1             | 3          | 0      | 3          | 2.91%  |
| ST11          | 1                | 1                 | 1             | 3          | 0      | 3          | 2.91%  |
| VA02          | 1                | 2                 | 2             | 2          | 1      | 3          | 2.91%  |



# Top 40 Transactions by Hits

July, 2010



| Transaction   | Distinct Mandant           | Distinct Terminal | Distinct User | Successful | Failed   | Total Hits | Hits %         |
|---|----------------------------|-------------------|---------------|------------|----------|------------|----------------|
|  PFCG | 1                          | 1                 | 1             | 2          |          | 2          | 1.94%          |
| S_BCE_68001418  | 1                          | 1                 | 1             | 2          |          | 2          | 1.94%          |
| SE11  | 1                          | 2                 | 2             | 2          |          | 2          | 1.94%          |
| SE81  | 1                          | 1                 | 1             | 2          |          | 2          | 1.94%          |
| SM59  | 1                          | 1                 | 2             | 1          | 1        | 2          | 1.94%          |
| SO70  | 1                          | 1                 | 1             | 2          |          | 2          | 1.94%          |
| CS03  | 1                          | 1                 | 1             | 1          |          | 1          | 0.97%          |
| GRR3  | 1                          | 1                 | 1             | 1          |          | 1          | 0.97%          |
| S_BCE_68001402  | 1                          | 1                 | 1             | 1          |          | 1          | 0.97%          |
| S_BCE_68001409  | 1                          | 1                 | 1             | 1          |          | 1          | 0.97%          |
| S_BCE_68001417  | 1                          | 1                 | 1             | 1          |          | 1          | 0.97%          |
| S_BCE_68001422  | 1                          | 1                 | 1             | 1          |          | 1          | 0.97%          |
| S_BCE_68001438  | 1                          | 1                 | 1             | 1          |          | 1          | 0.97%          |
| SDOCU   | 1                          | 1                 | 1             | 1          |          | 1          | 0.97%          |
| SE13  | 1                          | 1                 | 1             | 1          |          | 1          | 0.97%          |
| SE43N   | 1                          | 1                 | 1             | 1          |          | 1          | 0.97%          |
| SE61  | 1                          | 1                 | 1             | 1          |          | 1          | 0.97%          |
| SE63  | 1                          | 1                 | 1             | 1          |          | 1          | 0.97%          |
| SE82  | 1                          | 1                 | 1             | 1          |          | 1          | 0.97%          |
| SECR  | 1                          | 1                 | 1             | 1          |          | 1          | 0.97%          |
| SICF  | 1                          | 1                 | 1             | 1          |          | 1          | 0.97%          |
| SM04  | 1                          | 1                 | 1             | 1          |          | 1          | 0.97%          |
| SM49  | 1                          | 1                 | 1             |            | 1        | 1          | 0.97%          |
| SM69  | 1                          | 1                 | 1             |            | 1        | 1          | 0.97%          |
| SO72  | 1                          | 1                 | 1             | 1          |          | 1          | 0.97%          |
| SQ01  | 1                          | 1                 | 1             | 1          |          | 1          | 0.97%          |
| ST22  | 1                          | 1                 | 1             | 1          |          | 1          | 0.97%          |
| STKONTEXTTRACE  | 1                          | 1                 | 1             | 1          |          | 1          | 0.97%          |
| STWB_1  | 1                          | 1                 | 1             | 1          |          | 1          | 0.97%          |
| <b>Total for above list:</b>  | <b>40 record(s) found.</b> |                   |               | <b>98</b>  | <b>5</b> | <b>103</b> | <b>100.00%</b> |

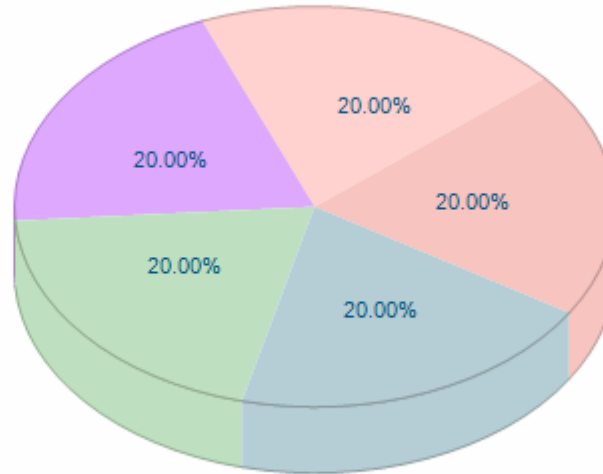


# Top 40 Failed Transactions by Hits

July, 2010



- SE37
- SM49
- SM59
- SM69
- VA02



| Failed Transaction           | Distinct Mandant          | Distinct Terminal | Distinct User | Failed Hits | Hits %         |
|------------------------------|---------------------------|-------------------|---------------|-------------|----------------|
|                              |                           |                   |               |             |                |
| SE37                         | 1                         | 1                 | 1             | 1           | 20.00%         |
| SM49                         | 1                         | 1                 | 1             | 1           | 20.00%         |
| SM59                         | 1                         | 1                 | 1             | 1           | 20.00%         |
| SM69                         | 1                         | 1                 | 1             | 1           | 20.00%         |
| VA02                         | 1                         | 1                 | 1             | 1           | 20.00%         |
| <b>Total for above list:</b> | <b>5 record(s) found.</b> |                   |               | <b>5</b>    | <b>100.00%</b> |



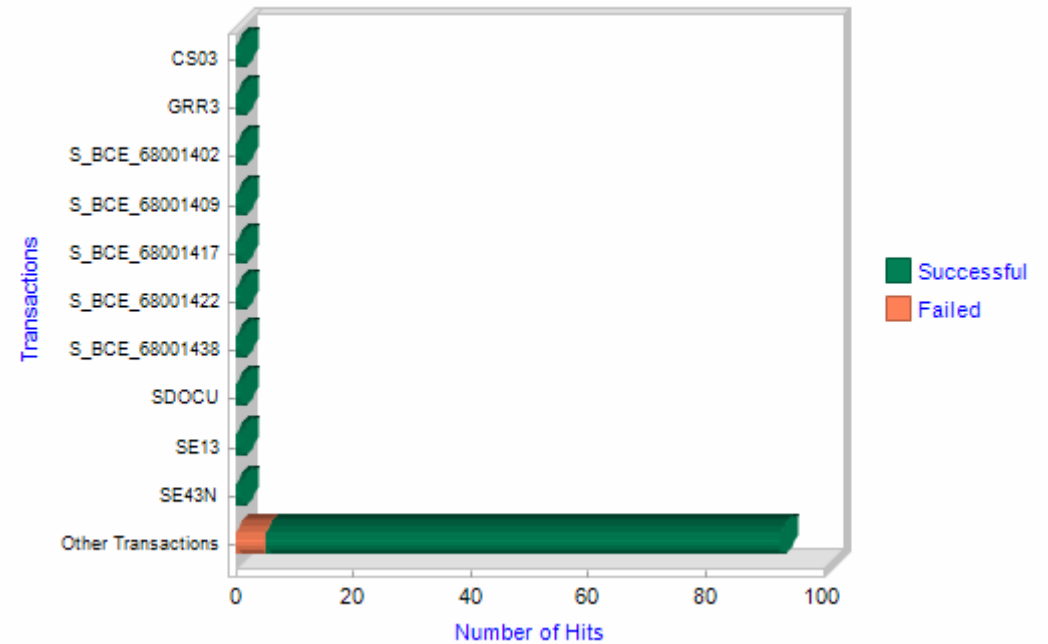
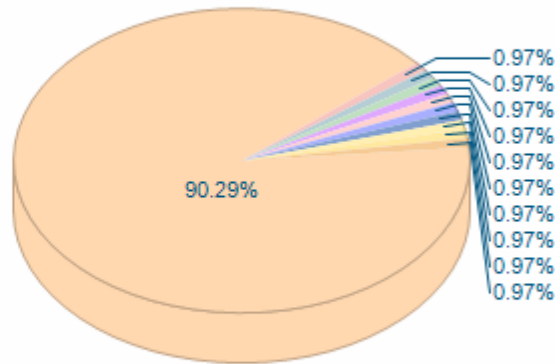




# Bottom 40 Transactions by Hits

July, 2010



- CS03
- GRR3
- S\_BCE\_68001402
- S\_BCE\_68001409
- S\_BCE\_68001417
- S\_BCE\_68001422
- S\_BCE\_68001438
- SDOCU
- SE13
- SE43N
- Other Transactions





| Transaction   | Distinct Mandant | Distinct Terminal | Distinct User | Successful | Failed | Total Hits   | Hits % |
|---|------------------|-------------------|---------------|------------|--------|--|--------|
|  |                  |                   |               |            |        |  |        |
| CS03  | 1                | 1                 | 1             | 1          | 0      | 1  | 0.97%  |
| GRR3  | 1                | 1                 | 1             | 1          | 0      | 1  | 0.97%  |
| S_BCE_68001402  | 1                | 1                 | 1             | 1          | 0      | 1  | 0.97%  |
| S_BCE_68001409  | 1                | 1                 | 1             | 1          | 0      | 1  | 0.97%  |
| S_BCE_68001417  | 1                | 1                 | 1             | 1          | 0      | 1  | 0.97%  |
| S_BCE_68001422  | 1                | 1                 | 1             | 1          | 0      | 1  | 0.97%  |
| S_BCE_68001438  | 1                | 1                 | 1             | 1          | 0      | 1  | 0.97%  |
| SDOCU   | 1                | 1                 | 1             | 1          | 0      | 1  | 0.97%  |
| SE13  | 1                | 1                 | 1             | 1          | 0      | 1  | 0.97%  |
| SE43N   | 1                | 1                 | 1             | 1          | 0      | 1  | 0.97%  |
| SE61  | 1                | 1                 | 1             | 1          | 0      | 1  | 0.97%  |



# Bottom 40 Transactions by Hits

July, 2010



| Transaction  | Distinct Mandant           | Distinct Terminal | Distinct User | Successful | Failed   | Total Hits  | Hits %         |
|--|----------------------------|-------------------|---------------|------------|----------|---|----------------|
|  |                            |                   |               |            |          |  |                |
| SE63   | 1                          | 1                 | 1             | 1          |          | 1   | 0.97%          |
| SE82   | 1                          | 1                 | 1             | 1          |          | 1   | 0.97%          |
| SECR   | 1                          | 1                 | 1             | 1          |          | 1   | 0.97%          |
| SICF   | 1                          | 1                 | 1             | 1          |          | 1   | 0.97%          |
| SM04   | 1                          | 1                 | 1             | 1          |          | 1   | 0.97%          |
| SM49   | 1                          | 1                 | 1             |            | 1        | 1   | 0.97%          |
| SM69   | 1                          | 1                 | 1             |            | 1        | 1   | 0.97%          |
| SO72   | 1                          | 1                 | 1             | 1          |          | 1   | 0.97%          |
| SQ01   | 1                          | 1                 | 1             | 1          |          | 1   | 0.97%          |
| ST22   | 1                          | 1                 | 1             | 1          |          | 1   | 0.97%          |
| STKONTEXTTRACE   | 1                          | 1                 | 1             | 1          |          | 1   | 0.97%          |
| STWB_1   | 1                          | 1                 | 1             | 1          |          | 1   | 0.97%          |
| PFCG   | 1                          | 1                 | 1             | 2          |          | 2   | 1.94%          |
| S_BCE_68001418   | 1                          | 1                 | 1             | 2          |          | 2   | 1.94%          |
| SE11   | 1                          | 2                 | 2             | 2          |          | 2   | 1.94%          |
| SE81   | 1                          | 1                 | 1             | 2          |          | 2   | 1.94%          |
| SM59   | 1                          | 1                 | 2             | 1          | 1        | 2   | 1.94%          |
| SO70   | 1                          | 1                 | 1             | 2          |          | 2   | 1.94%          |
| SE80   | 1                          | 1                 | 1             | 3          |          | 3   | 2.91%          |
| ST11   | 1                          | 1                 | 1             | 3          |          | 3   | 2.91%          |
| VA02   | 1                          | 2                 | 2             | 2          | 1        | 3   | 2.91%          |
| ST01   | 1                          | 1                 | 1             | 4          |          | 4   | 3.88%          |
| SE92   | 1                          | 1                 | 1             | 5          |          | 5   | 4.85%          |
| VA03   | 1                          | 1                 | 2             | 5          |          | 5   | 4.85%          |
| SE37   | 1                          | 2                 | 3             | 5          | 1        | 6   | 5.83%          |
| WB_NEW_WINDOW  | 1                          | 1                 | 1             | 6          |          | 6   | 5.83%          |
| SM19   | 1                          | 1                 | 1             | 9          |          | 9   | 8.74%          |
| SU01   | 1                          | 2                 | 2             | 9          |          | 9   | 8.74%          |
| SM20   | 1                          | 2                 | 2             | 15         |          | 15  | 14.56%         |
| <b>Total for above list:</b>   | <b>40 record(s) found.</b> |                   |               | <b>98</b>  | <b>5</b> | <b>103</b>  | <b>100.00%</b> |