



# Monthly Authentication Dashboard



July, 2010



## Top 5 Destinations

Destination	Dist. Source(s)	Dist. User(s)	Hits
800	5	13	11,908
000	3	7	36

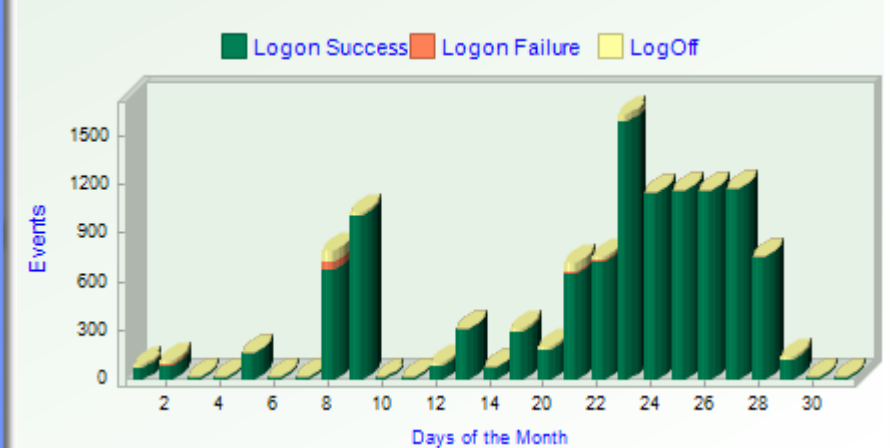
## Top 10 Users

User	Dist. Source(s)	Dist. Dest.(s)	Hits
PIERRE	2	2	8,155
SAPUSER	3	2	3,147
DEMO	2	1	388
RESTRICTED	2	2	93
GGO	1	1	62
SAP*	1	2	56
ROOT	1	1	9
DDIC	1	1	8
LEIF	1	1	8
BCUSER	2	1	6

## Top 5 Method Groups

Method Group	Hits
HTTP	11,142
No Method Group Defined	308
Dialog user	282
Background user	212

## Authentication - Daily Events



## Top 5 Actions

Action	Hits
Successful (Type=H)	11,124
Successful (Type=A)	260
Logoff	252
Successful (Type=B)	212
Password check failed	56

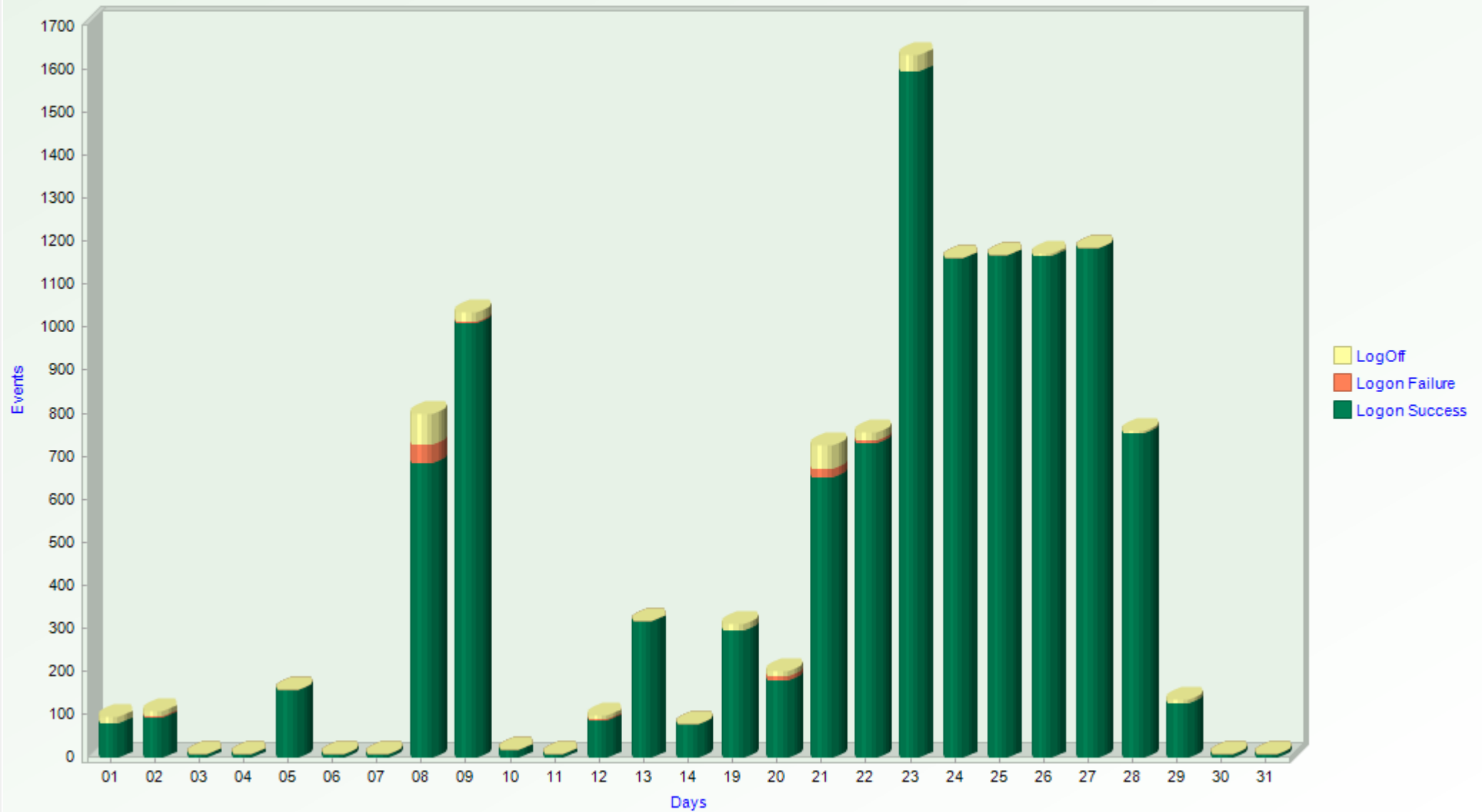
## Top 5 Status

Status	Hits
Logon	11,596
Logoff	252
Password check failed	56
Incorrect logon data	38
Incorrect logon data, for	1



# Events by Day - Graph

July, 2010





# Events by Day - Data

July, 2010

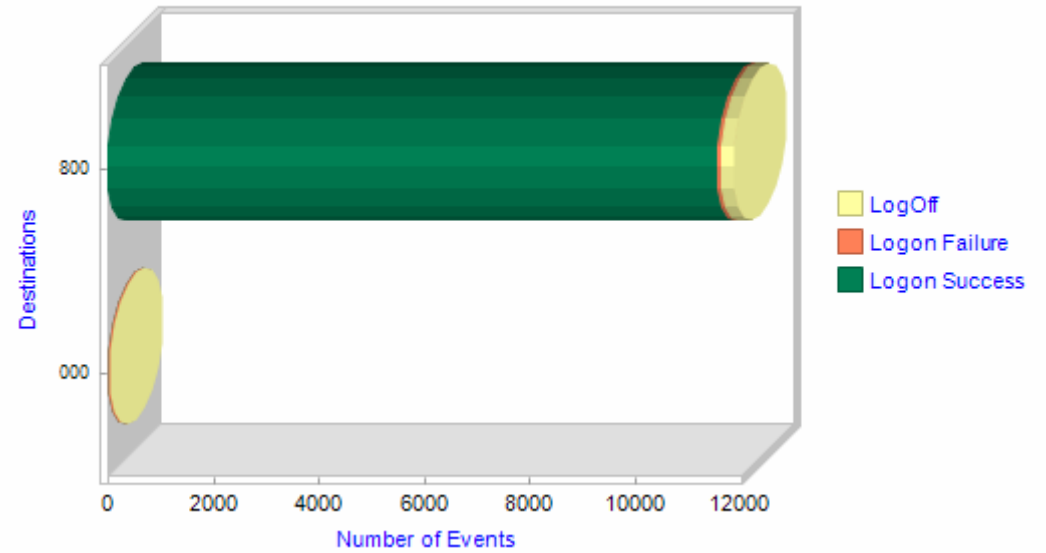
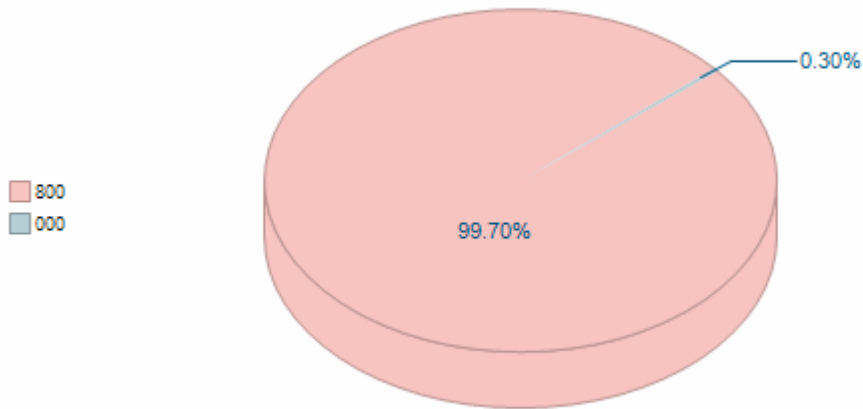


Day	Accepted	Success %	LogOn Failure	Failure %	LogOff	LogOff %	Total Events	Events %
1-Jul-10	80	0.69%			12	4.76%	92	0.77%
2-Jul-10	92	0.79%	6	6.25%	8	3.17%	106	0.89%
3-Jul-10	8	0.07%					8	0.07%
4-Jul-10	8	0.07%					8	0.07%
5-Jul-10	156	1.35%					156	1.31%
6-Jul-10	8	0.07%					8	0.07%
7-Jul-10	8	0.07%					8	0.07%
8-Jul-10	684	5.90%	46	47.92%	68	26.98%	798	6.68%
9-Jul-10	1,012	8.73%	3	3.13%	20	7.94%	1,035	8.67%
10-Jul-10	16	0.14%					16	0.13%
11-Jul-10	8	0.07%					8	0.07%
12-Jul-10	88	0.76%	1	1.04%	8	3.17%	97	0.81%
13-Jul-10	316	2.73%					316	2.65%
14-Jul-10	76	0.66%					76	0.64%
19-Jul-10	296	2.55%			12	4.76%	308	2.58%
20-Jul-10	180	1.55%	11	11.46%	8	3.17%	199	1.67%
21-Jul-10	652	5.62%	21	21.88%	52	20.63%	725	6.07%
22-Jul-10	732	6.31%	8	8.33%	16	6.35%	756	6.33%
23-Jul-10	1,596	13.76%			36	14.29%	1,632	13.66%
24-Jul-10	1,160	10.00%					1,160	9.71%
25-Jul-10	1,168	10.07%					1,168	9.78%
26-Jul-10	1,168	10.07%			4	1.59%	1,172	9.81%
27-Jul-10	1,184	10.21%					1,184	9.91%
28-Jul-10	756	6.52%			4	1.59%	760	6.36%
29-Jul-10	128	1.10%			4	1.59%	132	1.11%
30-Jul-10	8	0.07%					8	0.07%
31-Jul-10	8	0.07%					8	0.07%
<b>Total for the Period:</b>	<b>11,596</b>	<b>100.00%</b>	<b>96</b>	<b>100.00%</b>	<b>252</b>	<b>100.00%</b>	<b>11,944</b>	<b>100.00%</b>



# Top 10 Destinations by Hits

July, 2010



Destination	Distinct Source(s)	User(s)	LogOn Success	Success %	LogOn Failure	Failure %	LogOff	LogOff %	Total Events	Events %
800	5	13	11,588	99.93%	76	79.17%	244	96.83%	11,908	99.70%
000	3	7	8	0.07%	20	20.83%	8	3.17%	36	0.30%
<b>Total for above list:</b>	<b>2 record(s) found.</b>		<b>11,596</b>	<b>100.00%</b>	<b>96</b>	<b>100.00%</b>	<b>252</b>	<b>100.00%</b>	<b>11,944</b>	<b>100.00%</b>
<b>Events %:</b>			<b>97.09%</b>		<b>0.80%</b>		<b>2.11%</b>			<b>100.00%</b>

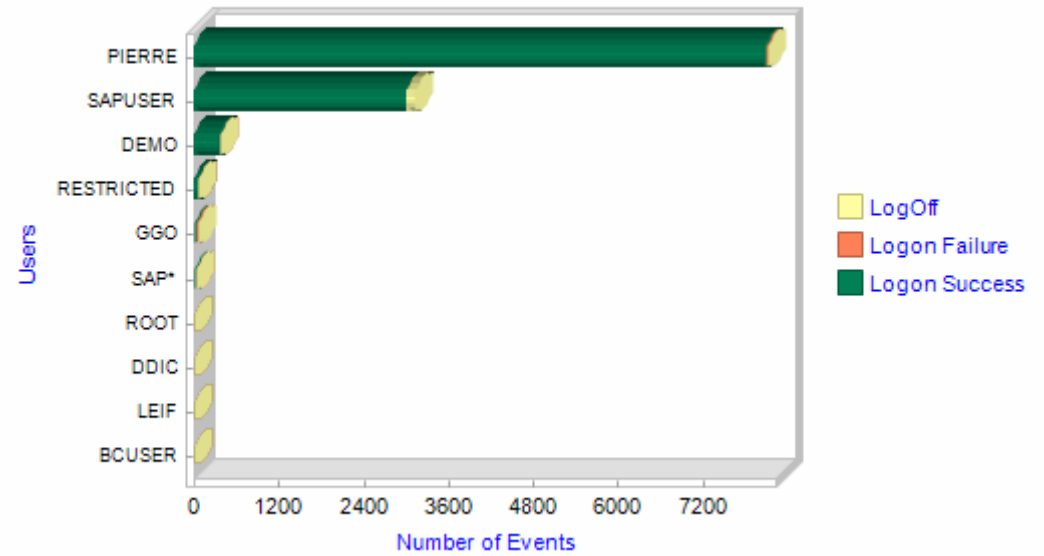
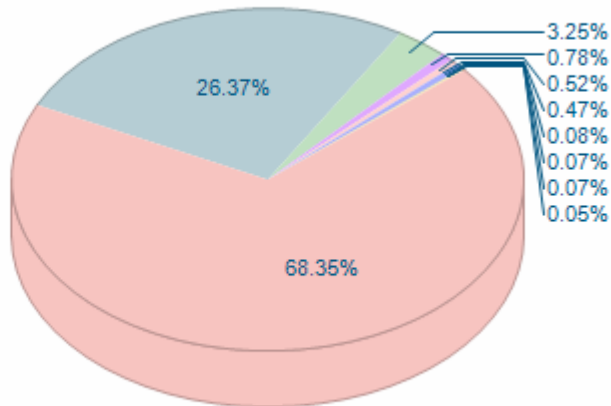


# Top 10 Users by Hits

July, 2010



- PIERRE
- SAPUSER
- DEMO
- RESTRICTED
- GGO
- SAP\*
- ROOT
- DDIC
- LEIF
- BCUSER



User	Distinct Source(s)	Dest.(s)	LogOn Success	Success %	LogOn Failure	Failure %	LogOff	LogOff %	Total Events	Events %
PIERRE	2	2	8,092	69.78%	31	36.90%	32	12.70%	8,155	68.35%
SAPUSER	3	2	3,004	25.91%	15	17.86%	128	50.79%	3,147	26.37%
DEMO	2	1	376	3.24%	0	0.00%	12	4.76%	388	3.25%
RESTRICTED	2	2	68	0.59%	1	1.19%	24	9.52%	93	0.78%
GGO	1	1	16	0.14%	30	35.71%	16	6.35%	62	0.52%
SAP*	1	2	28	0.24%	0	0.00%	28	11.11%	56	0.47%
ROOT	1	1	4	0.03%	1	1.19%	4	1.59%	9	0.08%
DDIC	1	1	4	0.03%	0	0.00%	4	1.59%	8	0.07%
LEIF	1	1	4	0.03%	0	0.00%	4	1.59%	8	0.07%
BCUSER	2	1	0	0.00%	6	7.14%	0	0.00%	6	0.05%
<b>Total for above list:</b>	<b>10 record(s) found.</b>		<b>11,596</b>	<b>100.00%</b>	<b>84</b>	<b>100.00%</b>	<b>252</b>	<b>100.00%</b>	<b>11,932</b>	<b>100.00%</b>
<b>Events %:</b>			<b>97.18%</b>		<b>0.70%</b>		<b>2.11%</b>			<b>100.00%</b>

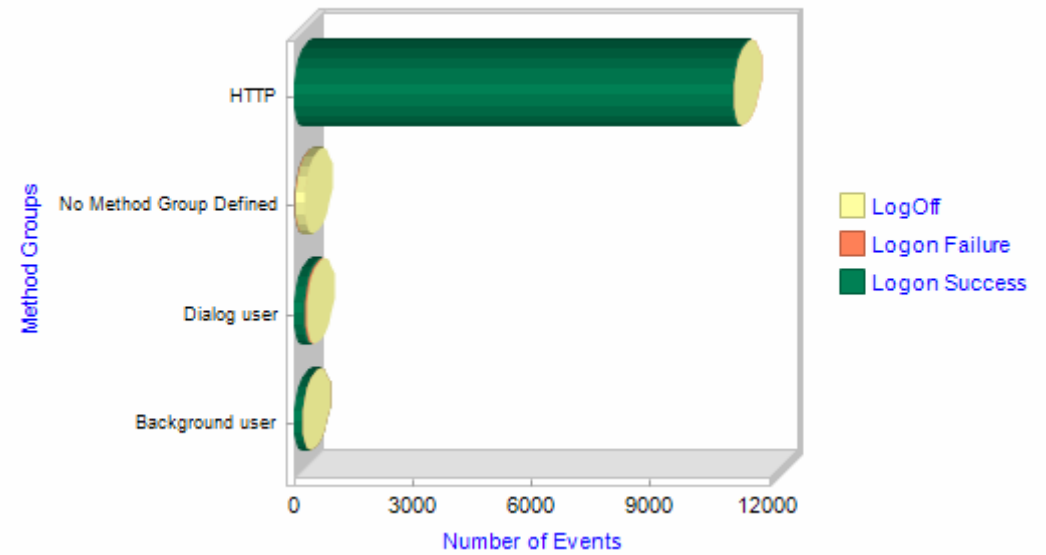
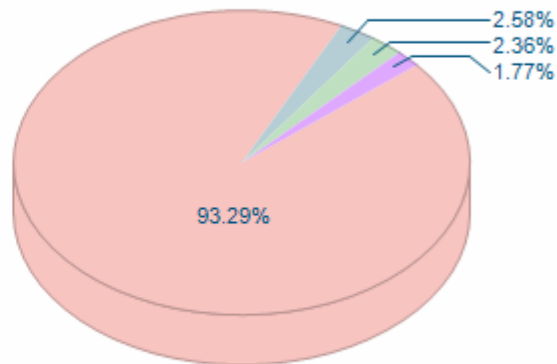


# Top 10 Method Groups by Hits

July, 2010



- HTTP
- No Method Group Defined
- Dialog user
- Background user



Method Group	Method(s)	LogOn Success	Success %	LogOn Failure	Failure %	LogOff	LogOff %	Total Events	Events %
HTTP		11,124	95.93%	18	18.75%			11,142	93.29%
No Method Group Defined				56	58.33%	252	100.00%	308	2.58%
Dialog user		260	2.24%	22	22.92%			282	2.36%
Background user		212	1.83%					212	1.77%
<b>Total for above list:</b>	<b>4 record(s) found.</b>	<b>11,596</b>	<b>100.00%</b>	<b>96</b>	<b>100.00%</b>	<b>252</b>	<b>100.00%</b>	<b>11,944</b>	<b>100.00%</b>
<b>Events %:</b>		<b>97.09%</b>		<b>0.80%</b>		<b>2.11%</b>			<b>100.00%</b>

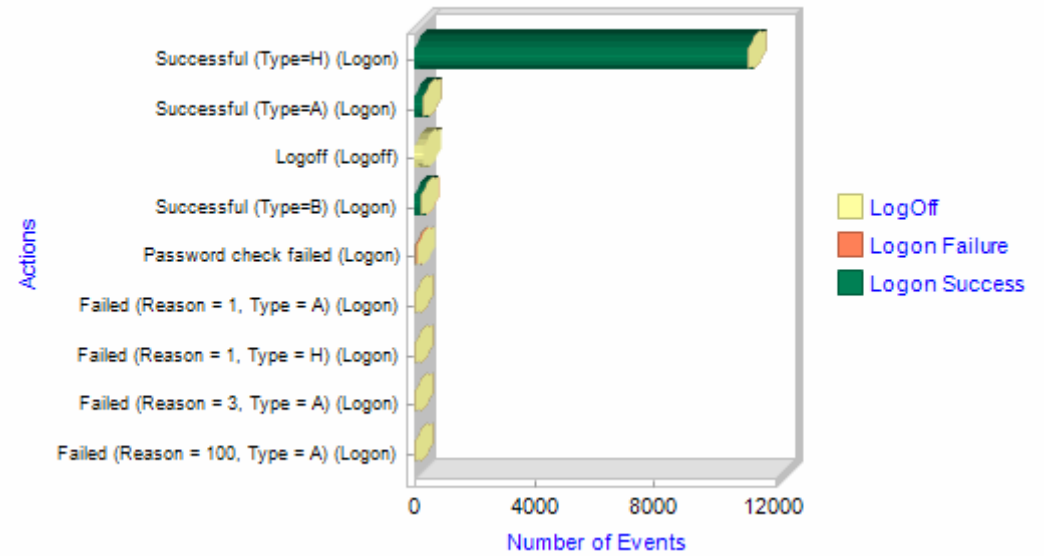
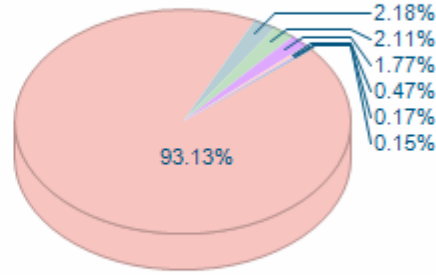


# Top 10 Actions by Hits

July, 2010



- Successful (Type=H) (Logon)
- Successful (Type=A) (Logon)
- Logoff (Logoff)
- Successful (Type=B) (Logon)
- Password check failed (Logon)
- Failed (Reason = 1, Type = A) (Logon)
- Failed (Reason = 1, Type = H) (Logon)
- Failed (Reason = 3, Type = A) (Logon)
- Failed (Reason = 100, Type = A) (Logon)



Action	Action Group	LogOn Success	Success %	LogOn Failure	Failure %	LogOff	LogOff %	Total Events	Events %
Successful (Type=H)	Logon	11,124	95.93%					11,124	93.13%
Successful (Type=A)	Logon	260	2.24%					260	2.18%
Logoff	Logoff					252	100.00%	252	2.11%
Successful (Type=B)	Logon	212	1.83%					212	1.77%
Password check failed	Logon			56	58.33%			56	0.47%
Failed (Reason = 1, Type = A)	Logon			20	20.83%			20	0.17%
Failed (Reason = 1, Type = H)	Logon			18	18.75%			18	0.15%
Failed (Reason = 3, Type = A)	Logon			1	1.04%			1	0.01%
Failed (Reason = 100, Type = A)	Logon			1	1.04%			1	0.01%
<b>Total for above list:</b>	<b>9 record(s) found.</b>	<b>11,596</b>	<b>100.00%</b>	<b>96</b>	<b>100.00%</b>	<b>252</b>	<b>100.00%</b>	<b>11,944</b>	<b>100.00%</b>
<b>Events %:</b>		<b>97.09%</b>		<b>0.80%</b>		<b>2.11%</b>			<b>100.00%</b>


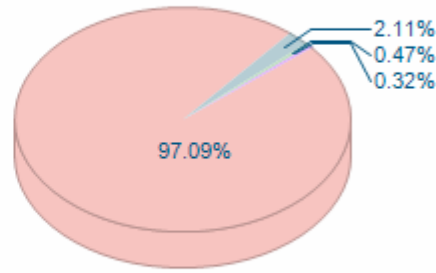


# Top 10 Status by Hits

July, 2010



- Logon (success)
- Logoff (success)
- Password check failed (failure)
- Incorrect logon data (failure)
- Client does not exist (failure)
- Incorrect logon data, for SAPGUI (failure)



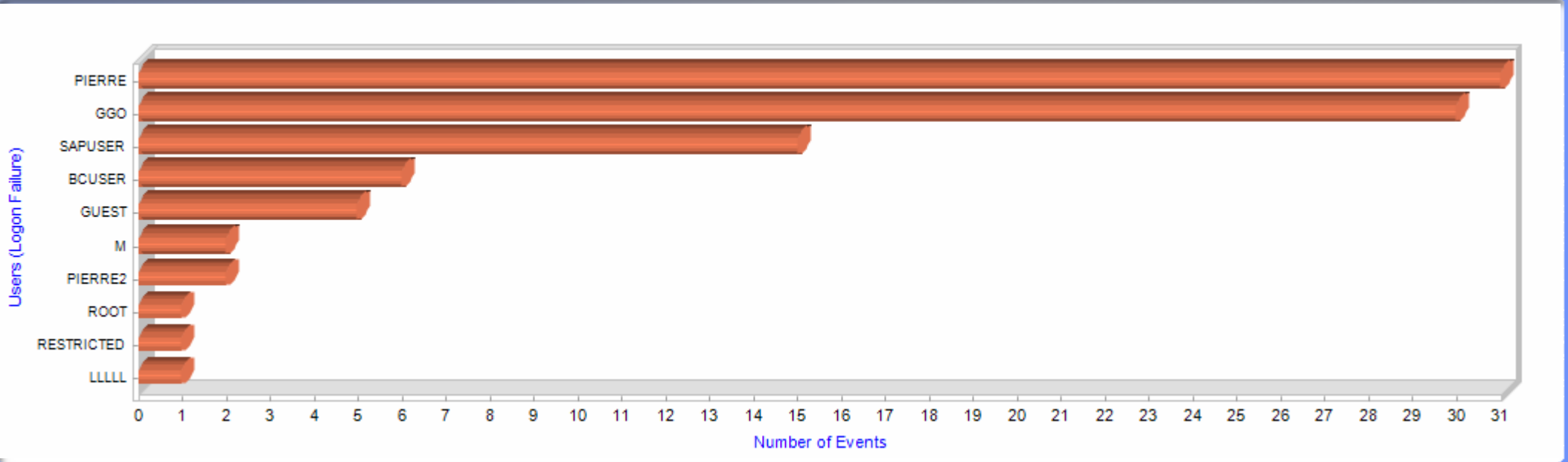
Status	Status Group	LogOn Success	Success %	LogOn Failure	Failure %	LogOff	LogOff %	Total Events	Events %
Logon	success	11,596	100.00%					11,596	97.09%
Logoff	success					252	100.00%	252	2.11%
Password check failed	failure			56	58.33%			56	0.47%
Incorrect logon data	failure			38	39.58%			38	0.32%
Client does not exist	failure			1	1.04%			1	0.01%
Incorrect logon data, for SAPGUI	failure			1	1.04%			1	0.01%
<b>Total for above list:</b>	<b>6 record(s) found.</b>	<b>11,596</b>	<b>100.00%</b>	<b>96</b>	<b>100.00%</b>	<b>252</b>	<b>100.00%</b>	<b>11,944</b>	<b>100.00%</b>
<b>Events %:</b>		<b>97.09%</b>		<b>0.80%</b>		<b>2.11%</b>			<b>100.00%</b>








# Top 10 LogOn Failures by Hits

July, 2010



User	Status	Source	Destination	Total Events	Event %
 					
<b>PIERRE</b>				<b>31</b>	<b>32.98%</b>
	Incorrect logon data	Gyro	000	1	3.23%
	Incorrect logon data	Gyro	800	4	12.90%
	Incorrect logon data	ICM req	800	2	6.45%
	Password check failed	Gyro	800	16	51.61%
	Password check failed	ICM req	800	8	25.81%
<b>GGO</b>				<b>30</b>	<b>31.91%</b>
	Incorrect logon data	NRGGO	800	5	16.67%
	Incorrect logon data, for SAPGUI	NRGGO	800	1	3.33%
	Password check failed	NRGGO	800	24	80.00%



# Top 10 LogOn Failures by Hits

July, 2010



User	Status	Source	Destination	Total Events	Events %
<b>SAPUSER</b>				<b>15</b>	<b>15.96%</b>
	Incorrect logon data	ICM req	000	<b>9</b>	<b>60.00%</b>
	Incorrect logon data	NRGGO	000	<b>1</b>	<b>6.67%</b>
	Incorrect logon data	NRGGO	800	<b>1</b>	<b>6.67%</b>
	Password check failed	NRGGO	800	<b>4</b>	<b>26.67%</b>
<b>BCUSER</b>				<b>6</b>	<b>6.38%</b>
	Incorrect logon data	ICM req	000	<b>4</b>	<b>66.67%</b>
	Incorrect logon data	NRGGO	000	<b>2</b>	<b>33.33%</b>
<b>GUEST</b>				<b>5</b>	<b>5.32%</b>
	Incorrect logon data	NRGGO	800	<b>1</b>	<b>20.00%</b>
	Password check failed	NRGGO	800	<b>4</b>	<b>80.00%</b>
<b>M</b>				<b>2</b>	<b>2.13%</b>
	Incorrect logon data	ICM req	800	<b>2</b>	<b>100.00%</b>
<b>PIERRE2</b>				<b>2</b>	<b>2.13%</b>
	Incorrect logon data	Gyro	800	<b>2</b>	<b>100.00%</b>
<b>ROOT</b>				<b>1</b>	<b>1.06%</b>
	Incorrect logon data	NRGGO	800	<b>1</b>	<b>100.00%</b>
<b>RESTRICTED</b>				<b>1</b>	<b>1.06%</b>
	Incorrect logon data	NRGGO	000	<b>1</b>	<b>100.00%</b>
<b>LLLLL</b>				<b>1</b>	<b>1.06%</b>
	Incorrect logon data	NRGGO	000	<b>1</b>	<b>100.00%</b>
<b>Total for above list:</b>	<b>10 record(s) found.</b>			<b>94</b>	<b>100.00%</b>